

IBF 1000





Technical data:

Working range:	Ø5mm–Ø1000mm Ø0.2 inches –Ø39 inches
Thickness:	300 mm (12 inches)
Weight:	max. 500kg (2272 lb.)
Contact angle:	max. 63°
Shape:	concave, convex, plane spherical, aspherical, freeform
Load lock system:	no, high speed pumping system

Number of axes:

Type: 1000-3	X,Y,Z

Dimensions:

Weight:	19500kg (42904 lbs.)
Dimensions:(wxhxd)	2,7m x 2,7m x 2,4m - chamber (106 x 106 x 94 inches)
Footprint:	6,5m x 5m 256 x 197 inches

Power supply:

Mains requirement: volt.	400V – 3 phases +N+PE
Mains requirem.: frequency	50-60 Hz
Current per phase max.:	32 A
Power requirement:	max. 22 kW / Average 8 kW

Utilities supply:

Nitrogen:	
Pressure:	1..3 bar g (15..45 psi)
Purity:	99,99 %
Argon:	
Pressure:	0.7 .. 1bar g (10.5..15 psi)
Purity:	min. 99.9990%(5.0)
Compressed air:	
Pressure:	4..10 bar g (60..150 psi)
Quality class to ISO 8573-1	2 4 1
Cooling water pressure:	5 .. 6 bar g (60 .. 90 psi)
Cooling water temp.:	20°C (68°F)
Cooling water temp.-stab.:	+/- 0.5°C
Vacuum pumps exhaust	Flange DN 100 ISO-K

The IBF-1000 is a procedural plant for nanometer exact correction of large optical surfaces, especially mirrors. The orientation of the workpiece during the process is face down. It is the smallest IBF plan based on the new modular system. First plant actually is under construction and will be presented within 2014.

NTG Neue Technologien GmbH & Co. KG – Im Steinigen Graben 12-14 – D-63571 Gelnhausen – Germany
tel. +49-(0)6051-6003-0 ; fax. +49-(0)6051-600336 ; e-mail: info@ntg.de